



ANDIS











GROOMING GUIDE



**LIVESTOCK
& EQUINE**

LIVESTOCK & EQUINE GROOMING GUIDE

Use the chart below to determine which Andis® blade is the best choice for clipping your animals.

BLADES	BEEF CATTLE	DAIRY CATTLE	DAIRY GOATS	MEAT GOATS (DOE)	MEAT GOATS (WETHER)	LAMB/SHEEP	HOG	EQUINE
 <p>Blue Ribbon® II Blocking CeramicEdge #62140</p>	Body, Legs, Shoulder			Body, Legs	Legs	Legs		
 <p>Super Blocking UltraEdge #64340 CeramicEdge #562246</p>	Body, Legs, Shoulder			Body, Legs, Horns	Legs	Legs		
 <p>Medium Blending UltraEdge #64330 CeramicEdge #562247</p>	Face Back Dragging, Legs, Neck, Shoulder, Tail, Sheath, Navel	Body	Body, Face, Tail	Body, Face, Tail Back Dragging, Horns	Body, Face, Legs, Tail	Face, Head, Legs		
 <p>Coarse Blending CeramicEdge #561848</p>	Body (Slick Shear Applications), Head, Neck, Shoulders, Chest	Body (Slick Shear Applications), Head, Neck, Shoulders, Chest	Body (Slick Shear Applications), Winter Clip	Head, Neck, Shoulders, Chest	Body (Slick Shear Applications)	Head	Chest, Jewel, Head	Legs
 <p>Wide Blades (CeramicEdge)</p> <p>#561460 #561462</p>  <p>#561463 #561464 #561465</p> <p>Wide Blade Attachment Comb Set #561475 #5 (1/8", 3mm), #4 (1/4", 6mm), #2 (3/8", 10mm), #1 (1/2", 13mm) #0 (5/8", 16mm), #A (3/4", 19mm), #C (7/8", 22mm), #E (1", 25mm)</p>	Head (10W) Head, Neck (4FW, 5FW)	Neck, Body (10W, 7FW)	Body (7FW) Winter Clip (4FW, 5FW) Body (30W, 10W w/combs)	Body, Head, Neck, Shoulder, Chest Floor (4FW, 5FW, 7FW) Chest Floor, Head (30W, 10W w/combs)	Body, Head, Neck, Shoulder, Chest Floor (4FW, 5FW, 7FW) Chest Floor, Head (30W, 10W w/combs)		Body (10W w/combs)	Body, Legs (10W)
 <p>T-84 UltraEdge #21641</p>	Face, Neck, Tail	Body	Body, Ears, Face	Belly, Ears, Face, Neck	Body	Ears, Face		Body, Ears, Face, Legs
 <p>T-10 UltraEdge #22305</p>		Body, Udder	Body, Ears, Face	Ears, Face, Neck, Chest				Body, Ears, Face, Legs
 <p>10 UltraEdge #64071 CeramicEdge #64315</p> <p>Attachment Comb Set (for #10 Blade) #24845 #5 (1/8", 3mm), #4 (1/4", 6mm), #2 (3/8", 10mm), #1 (1/2", 13mm) #0 (5/8", 16mm), #A (3/4", 19mm), #C (7/8", 22mm), #E (1", 25mm)</p>	Neck, Shoulder (with attachment combs)		Body	Neck, Shoulder, Back, Body, Tail, Belly	Body, Tail (with attachment combs)		Body (with attachment combs)	Ears, Whiskers, Fetlocks, Bridle Path, Legs
 <p>40 OUTLINER UltraEdge #64076 CeramicEdge #64265</p> <p>Outliner UltraEdge #64160</p>		Legs, Tail, Udder	Ears	Udder				Surgical Sites/Wounds, Ears, Whiskers, Bridle Path

CLIPPER AND BLADE CARE TIPS

1. Review the Use & Care instructions provided with your tool, as each one requires unique attention.
2. Wash and dry the animal prior to clipping to extend the life of the clipper and blade as well as improve performance.
3. Clean the blade and under the drive cap by using a soft brush (or old toothbrush) to remove hair and debris from hard-to-reach spaces.
4. Disinfect blades with Cool Care Plus®. Review the instructions on the can for proper usage. Ensure that blade surfaces are wet for 10 minutes to kill germs and viruses.
5. Oil your blades using the 5-point oiling system. With the blade pointed down, use 3 drops across the teeth and 1 drop on each back rail. Wipe excess oil using a clean, soft cloth.
6. If you notice streaks or dragging, it may be time to change the clipper blade drive.
7. Keep your cord well cared for by wrapping it loosely during storage. Avoid tangles by keeping the cord straight.



beSPOKE CLIPPER
#560087

WIRELESS CHARGING
Quick, convenient power

BONUS BATTERY
Clip without interruption
Up to 80 minutes run time

DUAL-SPEED MOTOR
Powerful, smooth cutting

Rotary motor
3,800/4,500 SPM
Up to 80 minutes run time



eMERGE CLIPPER
#561226

T-84 WIDE BLADE
Faster grooming; reduces tracking

CONTOURED BODY
For comfort and control

FINGER GROOVES
For ergonomic grip

Rotary motor
4,500 SPM
Up to 1.5 hour run time
Cord/cordless

CUTTER BLADES



LARGE CUTTER
#70415

Fits Andis Blades:
Blue Ribbon II Blocking
Blades, Medium
Blending, Super
Blocking



COARSE CUTTER
#64440

Fits Andis Blades:
30, 15, 10, 9, 8-1/2,
7FC, 7, 5FC, 5, 4FC, 4,
3-3/4FC, 3-3/4HT,
5/8HT



MEDIUM CUTTER
#64445

Fits Andis Blades:
50SS, 40SS, 50, 40



PULSE ZR II CLIPPER
#79190

FIVE-SPEED MOTOR
Powerful smooth cutting

SUPER BLOCKING BLADE
Blocking, sculpting & carving

SWAPPABLE BATTERY
Enjoy non-stop power

Rotary motor
2,500 - 4,500 SPM
Up to 3 hour run time

