



















GROOMING GUIDE



LIVESTOCK
& EQUINE

LIVESTOCK & EQUINE GROOMING GUIDE

Use the chart below to determine which Andis® blade is the best choice for clipping your animals.

BLADES	 BEEF CATTLE	 DAIRY CATTLE	 DAIRY GOATS	 MEAT GOATS (DOE)	 MEAT GOATS (WETHER)	 LAMB/SHEEP	 HOG	 EQUINE
 Blue Ribbon® II Blocking (CeramicEdge) #62140	Body, Legs, Shoulder			Body, Legs	Legs	Legs		
 Super Blocking #64340	Body, Legs, Shoulder			Body, Legs, Horns	Legs	Legs		
 Medium Blending #64330	Face Back Dragging, Legs, Neck, Shoulder, Tail, Sheath, Navel	Body	Body, Face, Tail	Body, Face, Tail Back Dragging, Horns	Body, Face, Legs, Tail	Face, Head, Legs		
 T-84 #21641	Face, Neck, Tail	Body	Body, Ears, Face	Belly, Ears, Face, Neck	Body	Ears, Face		Body, Ears, Face Legs
 T-10 #22305		Body, Udder	Body, Ears, Face	Ears, Face, Neck, Chest				Body, Ears, Face Legs
 3/4 HT #63980	Neck, Shoulder			Body			Body	Body (cold climates)
 5/8 HT #64930	Neck, Shoulder		Body	Neck, Shoulder, Head			Body	Body (cold climates)
 10 #64071  8-Piece Attachment Comb Set #24625	Neck, Shoulder (with attachment combs)		Body	Neck, Shoulder, Back, Body, Tail, Belly	Body, Tail (with attachment combs)		Body (with attachment combs)	Ears, Whiskers, Fetlocks, Bridle Path, Legs
 40/50SS #64076, #64185		Legs, Tail, Udder	Ears	Udder				Surgical Sites/Wounds, Ears, Whiskers, Bridle Path
 4FC/5FC/7FC (UltraEdge) #72615, #72630, #72600 4FC/5FC/7FC (CeramicEdge) #72620, #72635, #72605				Body, Neck	Body			Whiskers, Ears, Legs, Body

CLIPPER AND BLADE CARE TIPS

1. Review the Use & Care instructions provided with your tool, as each one requires unique attention.
2. Wash and dry the animal prior to clipping to extend the life of the clipper and blade as well as improve performance.
3. Clean the blade and under the drive cap by using a soft brush (or old toothbrush) to remove hair and debris from hard-to-reach spaces.
4. Disinfect blades with Cool Care Plus®. Review the instructions on the can for proper usage. Ensure that blade surfaces are wet for 10 minutes to kill germs and viruses.
5. Oil your blades using the 5-point oiling system.
With the blade pointed down, use 3 drops across the teeth and 1 drop on each back rail. Wipe excess oil using a clean, soft cloth.
6. If you notice streaks or dragging, it may be time to change the clipper blade drive.
7. Keep your cord well cared for by wrapping it loosely during storage. Avoid tangles by keeping the cord straight.

LIVESTOCK BLADES & CUTTERS



**CeramicEdge
Blue Ribbon II
Blocking Blade**
#62140



**UltraEdge
Medium
Blending Blade**
#64330



**UltraEdge
Super
Blocking Blade**
#64340



LARGE CUTTER
#70415

Fits Andis Blades:
Blue Ribbon II Blocking
Blades, Medium
Blending, Super
Blocking



COARSE CUTTER
#64440

Fits Andis Blades:
30, 15, 10, 9, 8-1/2,
7FC, 7, 5FC, 5, 4FC, 4,
3-3/4FC, 3-3/4HT,
5/8HT



MEDIUM CUTTER
#64445

Fits Andis Blades:
50SS, 40SS, 50, 40

EQUINE GROOMING

VIDA® CLIPPER

ADJUSTABLE BLADE
Sizes 40-9

CORDLESS
Create freely

USB-C Charge Port
Power up anywhere

Rotary Motor
5,500 SPM
Single Speed



CATTLE FITTING

PULSE ZR® II CLIPPER

FIVE-SPEED MOTOR
Powerful smooth cutting

SUPER BLOCKING BLADE
Blocking, sculpting & carving

Swappable Battery
Enjoy non-stop power

Rotary Motor
2,500 - 4,500 SPM
3 hour run time



#79190